

The Spelling Course

Book 5

Louis Fidge

ISBN 978-1-907348-10-5

© English Language International Ltd., 2009

The right of Louis Fidge to be identified as the author of this work has been asserted by him in accordance with the copyright Designs and Patents act 1988.

All rights reserved. No part of this publication may be reproduced, stored in a retrieval system, or transmitted by any form or any means, electronic, mechanical, photocopying, recording or otherwise, except pages marked 'copiable page' which can be photocopied for use within the purchasing institution only.

All requests for reproduction and other rights must be sent in writing to:
info@EnglishLanguageInternational.com or by fax to +44-1332-418064

The only copies that may be made without reference to the publisher are of those pages marked 'COPIABLE' providing that they are for the sole use of the students taught by the person or school buying the publication.

Copies may not be made available to other schools or individuals.
Copies may not be used to form all or any part of any other publication.

Published by English Language International Ltd.

Contents

Unit 1	Common letter strings dge and tch
Unit 2	Common word ending el
Unit 3	Common word ending ure
Unit 4	Common word endings ate and ite
Unit 5	Common word endings ar and or
Unit 6	Same letter strings - different sounds (various)
Unit 7	Words ending in vowels other than e
Unit 8	Singular and plural (words ending ch, sh, s and x)
Unit 9	Singular and plural (words ending consonant + y , vowel + y)
Unit 10	Singular and plural (words ending f and fe)
Unit 11	Prefixes sub, auto, tele, trans and circum
Unit 12	Investigating words ending with l
Unit 13	Suffixes ing and ed (words ending with short vowel and consonant)
Unit 14	Suffix ing (words ending consonant + e)
Unit 15	Suffixes ing and ed (words ending with consonant + y)
Unit 16	Suffix er (comparative adjectives)
Unit 17	Soft c words
Unit 18	Soft g words
Unit 19	Negative prefixes il, im, ir and in
Unit 20	Number prefixes uni, bi, tri, dec and cent
Unit 21	Unstressed vowels
Unit 22	Spelling rule (i before e)
Unit 23	Homophones
Unit 24	Root words
Unit 25	Root words from Latin
Unit 26	Suffixes ary, ery and ory
Unit 27	Suffixes ant and ent
Unit 28	Changing verbs into nouns by adding suffixes (1)
Unit 29	Changing verbs into nouns by adding suffixes (2)
Unit 30	Changing nouns into adjectives by adding suffixes

Teaching the units

Spelling Focus

- Discuss this section fully with the class as a whole to introduce the focus of the spelling lesson.
- Read the explanation provided to help pupils reflect on the spelling point/s being taught.
- Draw attention to the illustrated word/s given as exemplars.

Test Words

- Ten words are provided here which embody the key spelling point/s.
- Read the words aloud and identify any common spelling patterns with the class.
- Discuss the meanings of the words.

Practice

- These activities encourage pupils to learn and practise the words in meaningful contexts.
- They may be tackled individually, in groups or with class as a whole.

Test

- The test may be carried out with the whole class or group.
- It provides an opportunity to test the words in the context of meaningful sentences.
- Each whole sentence (including the missing word) should be read aloud by another person (e.g. parent, teacher, classroom assistant).
- Ask the pupils to fill in the appropriate missing word in each sentence.

Spellometer


- When the spellings have been marked, pupils should fill in the spellometer as a record of achievement.

Words to practice

- Words spelt incorrectly in the test should be written correctly here by pupils to be re-learned and practised.

Unit 1

Spelling Focus
It is helpful to look for **common letter strings** in groups of words. It can help you remember their spellings.




Test Words
badge
sledge
bridge
badge
catch
fetch
stitch
batch
hutch

Practice
1. Make some new words.
a) Add **r** to the end of badge.
b) Change the **d** in sledge to **h**.
c) Take the **b** off the beginning of bridge.
d) Add **r** to the end of lodge.
e) Add **t** to the end of badge.
f) Change the **e** in catch to **sn**.
g) Change the **f** in fetch to **sk**.
h) Change the **st** in stitch to **p**.
i) Change the **o** in batch to **a**.
j) Change the **u** in hutch to **l**.

2. Write the test words with the following vowels within them (NB not at the end):
a) a _____ b) e _____
c) i _____ d) o _____
e) u _____

Test 1

Listen to each sentence as it is read. Fill in the missing text word.



1. The man trained his dog to _____ the stick when he threw it. or X

2. I keep my pet rabbit in a _____ colds.

3. In winter some people _____ to travel over snow.

4. You can use a _____ to pull open the door but it would not _____.

5. I tried to _____ things with a needle and thread.

6. You can _____ over the river on the _____.

7. I crossed over the river on the _____.

8. Our school tie has our school _____ on it.

9. A _____ is a small house at the entrance to a park.

10. If you _____ a job you make a mess of things.

Words to practise

Fill in your score on the Spellometer.

0	1	2	3	4	5	6	7	8	9	10
---	---	---	---	---	---	---	---	---	---	----

© KCP Publications Spelling Tests Copyable Page



Look-Say-Cover-Write-Check Spelling Strategy.

Draw children's attention to this simple but effective strategy (outlined on page 64). It is recommended that pupils be encouraged to use it at all times for learning new words e.g. alongside the Practice section of each unit.

Unit 1

Spelling Focus

It is helpful to look for **common letter strings** in groups of words.
It can help you remember their spellings.



Test Words

badge
sledge
bridge
lodge
budge
catch
fetch
stitch
botch
hutch

Practice

1. Make some new words.

- Add **r** to the end of badge.
- Change the **sl** in **sledge** to **h**.
- Take the **b** off the beginning of **bridge**.
- Add **r** to the end of lodge.
- Add **t** to the end of budge.
- Change the **c** in **catch** to **sn**.
- Change the **f** in **fetch** to **sk**.
- Change the **st** in **stitch** to **p**.
- Change the **o** in **botch** to **a**.
- Change the **u** in **hutch** to **i**.

Write the new words you make.

badger

2. Write the test words with the following vowels within them (NB not at the end):

- a** _____
- e** _____
- i** _____
- o** _____
- u** _____

Test 1

Listen to each sentence as it is read.
Fill in the missing test word.



- ✓ or X
1. You can use a _____ to travel over snow.
 2. I keep my pet rabbit in a _____.
 3. In winter some people _____ colds.
 4. The man trained his dog to _____ the stick when he threw it.
 5. I tried to pull open the door but it would not _____.
 6. You can _____ things with a needle and thread.
 7. I crossed over the river on the _____.
 8. Our school tie has our school _____ on it.
 9. A _____ is a small house at the entrance to a park.
 10. If you _____ a job you make a mess of things.

Fill in your score on
the Spellometer.



0 1 2 3 4 5 6 7 8 9 10

Words to practise

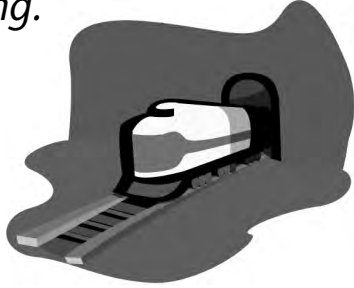
Unit 2

Spelling Focus

It is helpful to look for **common word endings** in groups of words.
When **el** comes at the **end** of a word, it sounds like the **le** ending.



parcel



tunnel

Test Words

parcel
tunnel
camel
towel
novel
vowel
cancel
label
jewel
travel

Practice

1. Make the words.

Diagram for word formation:

- Left column: **parc**, **tunn**, **cam**, **tow**, **nov**
- Middle: **el**
- Right: parcel, _____, _____, _____, _____

Diagram for word formation:


- Left column: **vow**, **canc**, **lab**, **jew**, **trav**
- Middle: **el**
- Right: _____, _____, _____, _____, _____

2. Write the words ending with:

bel	cel	nel	mel	wel	vel

Test 2

Listen to each sentence as it is read.
Fill in the missing test word.



1. The train went through the _____ ✓ or X
2. You wrap a _____
3. A _____ lives in the desert.
4. Every word must contain at least one _____
5. You may _____ to another country in a plane.
6. You read a _____
7. We may have to _____ the football match if it rains.
8. You dry yourself with a _____
9. I wrote a _____ and stuck it on the box.
10. The _____ in the ring sparkled in the sunlight.

Fill in your score on
the Spellometer.



0 1 2 3 4 5 6 7 8 9 10

Words to practise

Unit 3

Spelling Focus

It is helpful to look for **common word endings** in groups of words.

The word ending **ure** is quite common.



injure

Test Words

pure
secure
measure
figure
injure
picture
mixture
future
nature
adventure

Practice

1. Write the words with:

one syllable _____

two syllables _____

three syllables _____

2. Write the words in alphabetical order.

a) _____ b) _____ c) _____ d) _____

e) _____ f) _____ g) _____ h) _____

i) _____ j) _____

Test 3

Listen to each sentence as it is read.
Fill in the missing test word.



1. If you fall over you might _____ yourself.
2. Something that is completely clean is _____.
3. If something is _____ it is safe.
4. A _____ can be a number or a shape.
5. We had to _____ the room for a new carpet.
6. The _____ in the art gallery was very expensive.
7. My mum tipped the cake _____ into a baking tin.
8. It is difficult to predict what will happen in the _____.
9. Our dog has a very gentle _____.
10. On holiday we had an exciting _____.

✓ or X

Fill in your score on
the Spellometer.



0 1 2 3 4 5 6 7 8 9 10

Words to practise