

Exploring World Beliefs


Hinduism



This book is in two parts.

PART 1 THE WORKBOOK

PART 2 THE DATA BANK



There are 18 copiable pages that should be copied and stapled together so that each child has a workbook.

This creates a permanent record of work done and is much neater than loose, copiable worksheets



There are 32 copiable information pages that could be copied on to card and used as starting points for each area of Hinduism.

These can be reused from class to class.



Table of Contents



| | |
|-------------------------------|------|
| The Work Book | 3-20 |
| The Hinduism Data Bank | |
| The Origins of Hinduism | 22 |
| Hindu Readings | 23 |
| The Hindu Trinity | 25 |
| Hindu Goddesses | 28 |
| The Ramayana | 29 |
| Hindu Beliefs | 36 |
| Places of Pilgrimage | 37 |
| The Hindu Class System | 38 |
| Rites of Passage | 39 |
| The Hindu Temple | 41 |
| The Family Shrine | 42 |
| Objects and Symbols | 43 |
| Floor Paintings | 45 |
| Observances | 46 |
| Answer Key | 48 |

My Hinduism Workbook



Name _____

Class _____

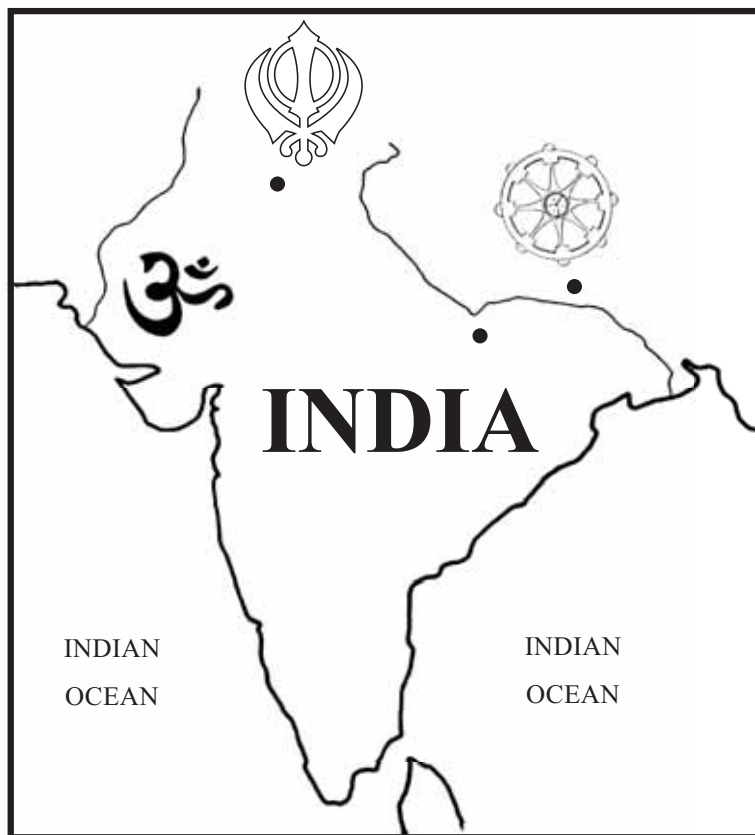
Birth Place Of Hinduism

Buddhism, Hinduism and Sikhism all began in the S_____A_____subcontinent.

Buddhism started in the Indian city of S_____near the River G_____.

Hinduism started along the valley of the River I_____.

Sikhism started in the town of A_____.



Name the rivers: Indus, Ganges.

Name the towns: Amritsar, Sarnath, Benares.

Colour the ocean blue.

Issue copies of page 21 for this activity.

The Hindu Trinity

Hindus believe in more than _____ god.

The three main Hindu gods are B _____, V _____

and S _____. These form the Hindu trinity.

BRAHMA - The Creator



The four faces represent _____

Hindus believe that all other gods _____

VISHNU - The Preserver



Vishnu has _____ different forms.

Some are human some are a _____.

Three of the animal forms are called

_____, _____,
and _____.

SHIVA - The Destroyer



Shiva destroys e _____ forces.

The picture shows Shiva dancing in a halo of fire which represents _____

Issue copies of pages 25-27 for this activity.


Hindu Goddesses

KALI - The Goddess of Strength



kali is a symbol of pain and death and can overcome all.


Now research one other Hindu God. Show a picture and write the main facts.




_____ Goddess.

Issue a copy of page 28 for this activity. Use the internet or library to research at least one more Hindu God. (Try LAXMI or SARASWATI). Ask children to label the diagram of Kali.


The Ramayana




Sage V _____ asked Rama to help kill demons.



Rama used a b _____ and a _____ to kill them.



Rama married S _____ the daughter of L _____ S _____.



Rama was banished to the forest for _____ years.



Rama defeated an army of _____ demons. King Ravana swore revenge.



Ravana K _____ Sita. Rama Vowed to revive her.

Issue copies of pages 29-35 for this activity. First read the story to the class. Use the comic strip style pages here as a summary.