



Exploring The Bible

Age 5-7

Louis Fidge

KCP Publications Ltd.

Contents

3. *Introduction and teachers' notes*

Learning about the Bible

5. The Bible is like a letter
6. The Bible is like a library
7. The Bible is like a lamp

Life in Jesus' time

8. Homes
9. Work
10. Clothes
12. Some Bible animals

Rules

13. God's rules

Poetry and wisdom

14. Psalm 23
15. Proverbs
16. Bible alphabet

Noah

20. Noah and the animals
21. Promises

Joseph

22. Jacob's family
23. Joseph's coat
24. Joseph's dream
25. Joseph's brothers

Moses

26. The baby in the bulrushes
27. A special job for Moses

Joshua

28. Joshua - getting ready
29. Joshua - getting set
30. Joshua - getting going

Samuel

31. Hannah's story
32. Samuel in the temple
33. Listening carefully

David

34. Best of friends
35. David and Goliath

Daniel

36. In the lion's den

Jesus

37. My Advent Calendar
39. Growing up
40. At the temple
41. Jesus the carpenter
42. Jesus' special friends
43. Disciple puppets
44. Can you see?
45. The lost sheep
46. The loving father
47. Caring and sharing
48. Jesus and prayer



© Louis Fidge. Published by KCP Publications Ltd.,

No part of this publication may be reproduced or transmitted by photocopier or by any other means, except pages marked 'copiable page' which can be photocopied for use within the purchasing institution only. All requests for reproduction and other rights must be sent to KCP Publications Ltd:

The only copies that may be made without reference to the publisher are of those pages marked 'COPIABLE' providing that they are for the sole use of the students taught by the person or school buying the publication. Copies may not be made available to other schools or individuals. Copies may not be used to form all or any part of any other publication.

Order Code K2284
ISBN 1-84321-080-0

Teachers' notes

As the Bible is the cornerstone of Christianity it is important that children learn about it in an educationally sound way. Many teachers feel diffident about teaching RE because of:

- their own lack of knowledge
- their personal commitment to a set of religious beliefs
- the lack of flexible, accessible classroom resources.

Whilst the activities are clearly based on the Bible, they are primarily educational resources. The material is presented in a non-proselytising way and no particular religious commitment is required or expected of the teacher. Activities focus on:

- the content of the Bible (the characters, stories and events)
- the context of the Bible (the social, historical and geographical setting)
- knowledge about the book itself (its origins, style composition and themes).

The activities may be used solely for RE lessons, with potential for follow-up work. Alternatively, they may be the starting point for extended topics involving cross-curricular work.

The book includes a wide variety of stimulating:

- writing and discussion activities
- ideas for making simple masks, models, finger puppets
- quizzes and games.

Children are challenged to think about the underlying principles and meanings of stories and events. Wherever possible, children are encouraged to relate the activities to their own lives.

Many of the activities are based specifically on passages and stories from the Bible. The Good News version of the Bible has been used for simplicity. Where appropriate, Bible references are provided so that the activity may be contextualised. The teacher could read the relevant passage for background information. They may choose to re-tell the material in their own words, or adapt the passage to suit the children's needs. With younger children, the former approach is particularly effective.

Notes for individual sheets

Learning about the Bible (pages 5-7).

These activities explain a little about the nature of the Bible. Children learn that Christians believe it is God's word and a code to live by. They also discover that the Bible is a combination of sixty-six books.

Life in Jesus' time (pages 8-12).

This section contextualises the Bible by focusing on some aspects of everyday life. The sheets on *Homes*, *Work*, *Clothes*, and *Some Bible animals* all ask the children to compare and question their own experiences with those of a different culture and historical period. These sheets may also help develop a concept of the past and complement work being done in History.

Rules (page 13).

This sheet deals with the Ten Commandments. Introduce this subject by talking about things we are, and are not allowed to do at home or at school, and why these rules are necessary. An example of a set of rules is those on Road Safety. These are easily explained to children.

Poetry and Wisdom (pages 14-19).

The *Psalms* and *The Book of Proverbs* provide some examples of poetry. Even at a young age children can appreciate, understand and talk about the beauty of the 23rd Psalm. It may be possible to compare the modern version with that in the King James' Bible.

The sheet of proverbs includes a few simple sayings. Children may be able to share some other well-known proverbs or sayings with the rest of the class.

A Bible Alphabet (pages 16-19).

This alphabet covers many characters and topics from the Bible. The sheets may be used in a variety of ways. They may be looked at and discussed as a whole. Return to different aspects of the topics as they arise throughout the year. Another idea is to take each sheet separately and deal with them over the course of four RE lessons. Letters may be considered one at a time, the illustrations coloured and discussed in more depth. They could be used to accompany and reinforce phonic work in English classes.

The Bible is like a letter



- Do you like receiving letters, notes and cards? Why?
- Why do people write to each other?



• Write your name and address on this envelope.



- Work out what this message says.



- Write it out correctly.

The Bible is like
Christians believe
what God wants to say.
it tells them
a letter from God.

Extra

Write a letter to a grown up. Tell them what you have learnt about the Bible.

The Bible is like a library


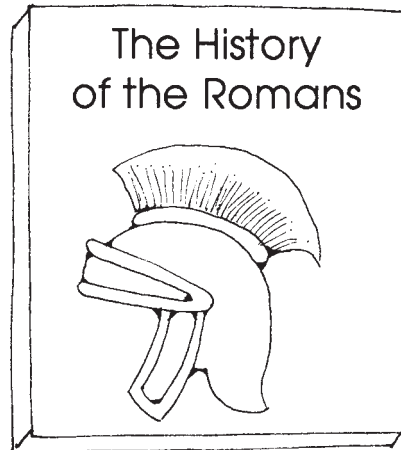
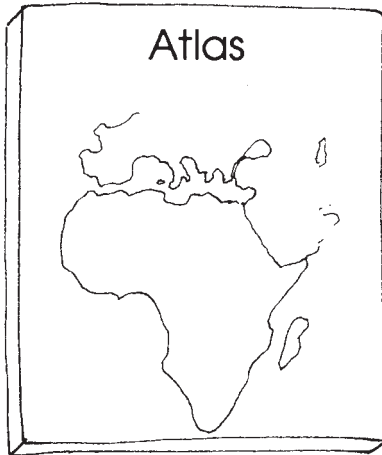




- What sort of things would you find in each of these books?
- Match the sentences with the pictures.

It helps me to find out what words mean.

I can read stories in this book.

It tells me about the the past.



It tells me how to cook.


It tells me where places are.

I can read poems in this book.

A bible is like a library. It contains sixty-six different books.



- Look in a Bible and find the different books. Did you count all sixty-six?



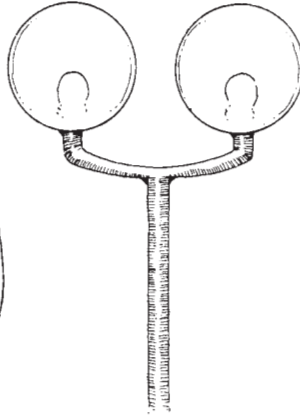
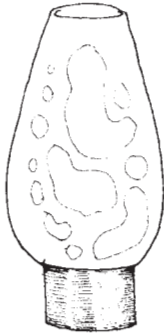
The Bible is like a lamp

Psalm 119 verse 105


Christians believe the Bible is like a lamp. It shows them the right way to go.



- Make a list of other sorts of lighting.

A blank sheet of lined paper with a spiral binding on the left side, intended for writing a list of lighting types.

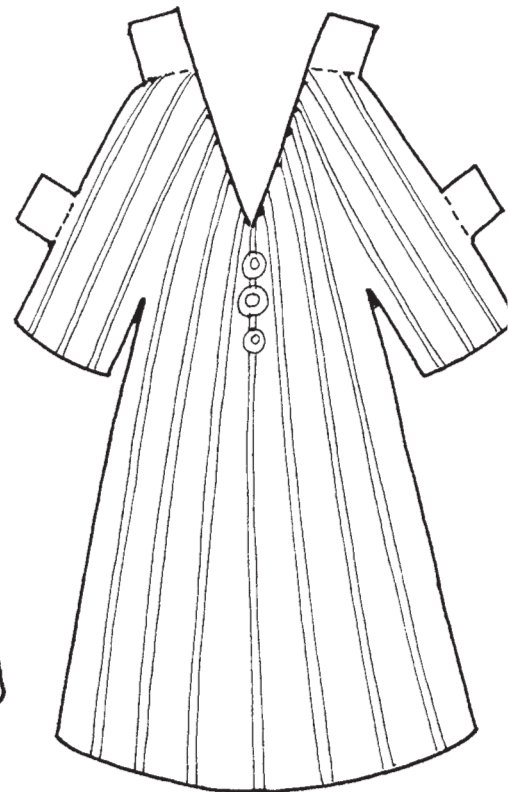

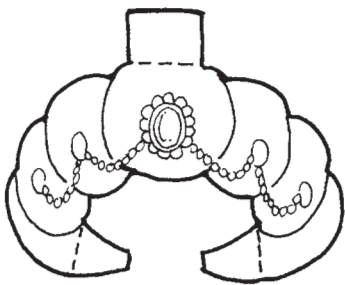
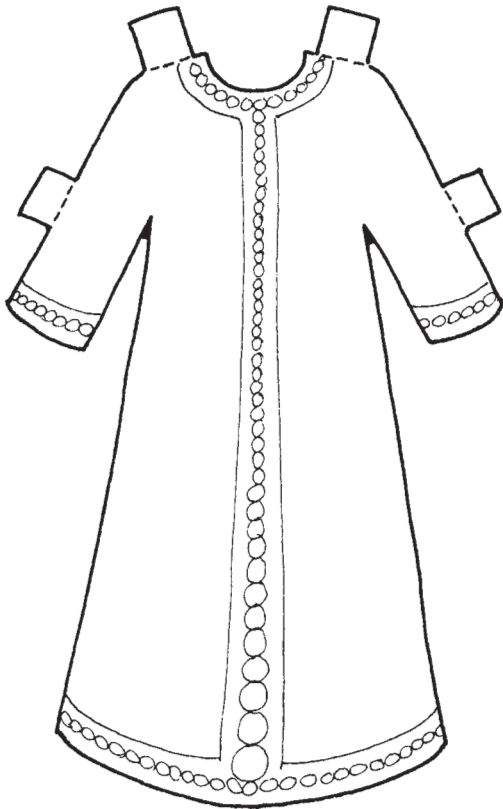
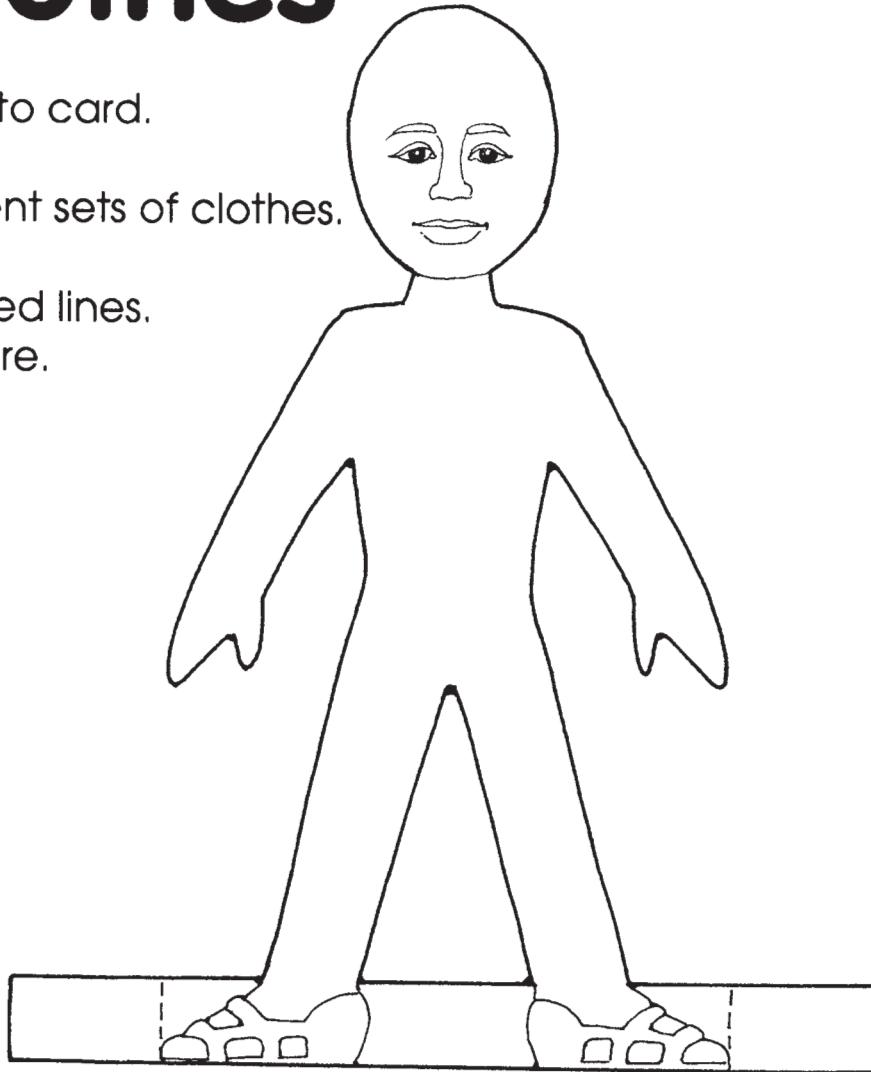
- Cut out the pieces of the jigsaw. Put them together. What have you made?



Clothes



- Paste the figure on to card.
- Cut it out.
- Colour in the different sets of clothes.
- Cut them out.
- Fold along the dotted lines.
- Try them on the figure.



Clothes worn by a rich person