



# **Exploring The Bible**

**Age 7-11**

**Louis Fidge**

**KCP Publications Ltd.**

# Contents

3. *Introduction and teachers' notes*

## **The Bible**

5. Special books
6. A special class book
7. Cracking the code
8. Lost and found
9. Illuminated script
10. The Bible bookcase

## **General knowledge**

12. A 'look it up' quiz
14. Characters of the Bible quiz
18. The numbers game

## **Rules**

19. Signs help us to remember
20. The Ten Commandments

## **Poetry and wisdom**

21. Proverbs
22. Poetry in the Bible
23. Talking to God
24. Psalm 136
25. Changing language

## **Dreams**

26. Our dreams
27. Dreams and prophecies
28. Daniel and the dream

## **Noah**

29. Looking after the world

## **Moses**

30. Piecing together the evidence
31. Disaster strikes
32. Race against time
33. The desert experience

## **David and Goliath**

34. David and Goliath

## **Jonah**

35. Jonah

## **Jesus**

36. Faces
37. Names
38. Jesus the healer
39. Power over nature
40. The storyteller
41. The mugging
42. Feet
43. Wanted - dead and alive
44. Something is missing
45. Jesus and prayer

## **Paul**

46. Darkness and destruction
47. From darkness into light
48. Light and love



© Louis Fidge. Published by KCP Publications Ltd.,

No part of this publication may be reproduced or transmitted by photocopier or by any other means, except pages marked 'copiable page' which can be photocopied for use within the purchasing institution only. All requests for reproduction and other rights must be sent to KCP Publications Ltd:

The only copies that may be made without reference to the publisher are of those pages marked 'COPIABLE' providing that they are for the sole use of the students taught by the person or school buying the publication. Copies may not be made available to other schools or individuals. Copies may not be used to form all or any part of any other publication.

Order Code K2285  
ISBN 1-84321-081-9

# Teachers' notes

As the Bible is the cornerstone of Christianity it is important that children learn about it in an educationally sound way. Many teachers feel diffident about teaching RE because of:

- their own lack of knowledge
- their personal commitment to a set of religious beliefs
- the lack of flexible, accessible classroom resources.

The book helps to resolve these dilemmas. Whilst the activities are clearly based on the Bible, they are primarily educational resources. The material is presented in a non-proselytising way and no particular religious commitment is required or expected of the teacher. Activities focus on:

- the content of the Bible (the characters, stories and events)
- the context of the Bible (the social, historical, and geographical setting)
- knowledge about the book itself (its origins, style composition and themes).

These activities may be used solely for RE lessons, with potential for follow-up work. Alternatively, they may be the starting point for extended topics involving cross-curricular work.

The book includes a wide variety of stimulating activities:

- writing and discussion activities
- ideas for making simple masks, models and finger puppets
- quizzes and games.

Children are challenged to think about the underlying principles and meanings of stories and events. Wherever possible, children are encouraged to relate the activities to their own lives.

Many of the activities are based specifically on passages and stories from the Bible. The Good News version of the Bible has been used for simplicity. Where appropriate, Bible references are provided so that the activity may be contextualised. The teacher could read the relevant passage for background information. They may choose to re-tell the material in their own words, or adapt the passage to suit the children's needs. With younger children, the former approach is particularly effective.

## Notes for individual sheets

### The Bible (pages 5-11).

These sheets help to introduce children to the nature of the Bible, and its history. The book begins by asking children to focus on their favourite books. They have the opportunity to contribute to a class activity in **A special class book**.

Bible translation is considered in **Cracking the code**, which relates to the discovery of the Dead Sea Scrolls. This could be seen as further evidence of the Bible's age. The story of Josiah 're-discovering' the Pentateuch (the first five books of the Bible) is also included.

It is thanks to the work of scribes and priests through the ages that copies of the Bible have been made and distributed. The final activity in this section encourages children to think about the composition of the Bible - it is actually sixty-six separate books written by about forty different authors.

### General Knowledge (pages 12-18).


It is unlikely that many children will have a great knowledge of the Bible, so various quiz pages have been included for their motivational value. The first sheet is an alphabetical quiz. The second element of this section is a four sheet **Characters of the Bible quiz**, organised alphabetically. The third deals with numbers in the Bible. Bible references are given, so all the answers can be looked up.

### Rules (pages 19-20).

Christians believe that the Ten Commandments provide them with sensible guidelines for living, rather than a set of prescriptive and negative rules. Discussions on the value of rules could be far-ranging and helpful.

### Poetry and Wisdom (pages 21-25).

The Psalms and the Book of Proverbs provide children with examples of poetry. Some children may already be familiar with the idea of proverbs and could share these with the rest of the class. Many have their roots in Biblical proverbs. The Psalms cover the whole range of feelings to God, from anger and frustration to ecstatic worship. Various aspects of the descriptive language used by the psalmists (including David) are included for study and discussion. The final sheet focuses on how the English language has changed over time, and studies the Lord's Prayer in Old English and its modern counterpart.




# Special books



• What are books? Why do we have them?

---

---



• My **favourite** book is \_\_\_\_\_

---

---

because \_\_\_\_\_

---

---

• What is the Bible? \_\_\_\_\_

---

---

• Why is it special? \_\_\_\_\_

---

---



• Compare and talk about your answers.


## Extra

Fill in this chart. Turn over and continue on the other side of the sheet.

Type of book	Purpose
History book	To tell us about things that happened in the past.
Atlas	
Bible	


# A special class book

The Bible is a very special book. Christians believe it is God's word. The Bible is a collection of the work of over forty authors.



Make a special class book.

- You all have something special to say to others. This could be:
  - something you believe in strongly
  - a special memory
  - a poem that is special to you.
- Write your ideas inside this box.



Title: \_\_\_\_\_

Signed \_\_\_\_\_

**Extra**

Talk about how you will make a book, keep it and share it.

# Cracking the code

Sometimes the Bible has to be translated into languages which use different symbols or letters from our own.

A	B	C	D	E	F	G	H	I	J	K	L	M
Λ	Β	Ʒ	Δ	Ε	Ɔ	Γ	Η	Ι	Ϛ	Κ	Λ	Μ
N	O	P	Q	R	S	T	U	V	W	X	Y	Z
Ν	Ο	Ρ	Ϛ	Α	Σ	↑	Ϛ	∇	∇	∇	∇	Ζ

- Use the code to discover some fascinating facts about the Bible.

↑ THE BIBΛE WAS ORIGINALΛY WRITTEN IN HEBREW

↑ THE BIBΛE WAS WRITTEN BY FORTY AUTHORS

↑ THE BIBΛE CONTAINS NEARLY ONE MILLION WORDS

- Write this sentence in code: The Bible was written a thousand years ago.


**Extra**

How does a blind person read the Bible?  
Find out about the Wycliffe Bible translation.

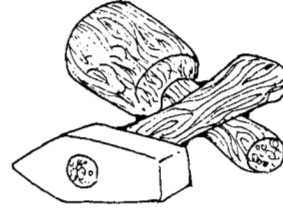
# Lost and found



- When we tidy up we sometimes find things we had forgotten about. Have you ever done this?



- Find the lost toys in the picture of the loft. a football, a torch, a teddy, a pair of skates, an old guitar.



- Read 2 Kings Chapters 22-23.
- Name three kinds of workers who repaired the temple.
- Write about the jobs they did.

Type of worker:  
\_\_\_\_\_

Jobs done:

Type of worker:  
\_\_\_\_\_

Jobs done:

Type of worker:  
\_\_\_\_\_

Jobs done:


- What important discovery was made? \_\_\_\_\_



some things that happened after King Josiah read the holy book.

# Illuminated script

In Medieval England few people could read or write. Monks copied passages from the Bible in Latin, using beautiful writing. Look at how capital letters were decorated.



- Why did the monks think the Bible was such a special book?
- Why was it written in Latin?



your initials in decorated capitals.

## Extra

Find out about the work of monks and nuns in the past. What sort of work do they do today?